

## PRODUCT DATASHEET

### OTi DALI 10/220...240/700 NFC

OPTOTRONIC® Intelligent – DALI NFC S | Constant Current - Indoor



#### Areas of application

- Suitable for downlights, spotlights and LED panels
- Suitable for use in luminaires with flexible current setting
- Installation in emergency lighting systems according to IEC 61347-2-13, appendix J
- Suitable for indoor SELV installations
- Suitable for luminaires of protection classes I and II

#### Product benefits

- Versatile DALI window driver due to flexible output characteristic
- Locking and unlocking of luminaire/driver data
- Easy and fast output current setting via NFC
- Very high efficiency
- High-quality dimming of 1...100 % by amplitude dimming
- DALI-2 certified incl. Parts 251, 252, 253

#### Product features

- Supply voltage: 220...240 V
- Line frequency: 0 Hz, 50...60 Hz
- Line voltage: 198...264 V
- According to EN 61347-1, 61347-2-13, 62384
- RI suppression according to EN 55015:2007+A1:2007/CDN
- Immunity according to EN 61547
- Type of protection: IP20

## TECHNICAL DATA

### Electrical data

Nominal wattage	10.00 W
Nominal output power	10 W <sup>1)</sup>
Nominal voltage	220...240 V
Nominal output voltage	2.5...45 V <sup>2)</sup>
Input voltage AC	198...264 V <sup>3)</sup>
Input voltage DC	176...276 V
U-OUT (working voltage)	60 V
Nominal output current	150...700 mA <sup>4)</sup>
Inrush current	< 5 A <sup>5)</sup>
Output current tolerance	±3 %
Output ripple current (100 Hz)	< 2 % <sup>6)</sup>
Mains frequency	0/50/60 Hz
Total harmonic distortion	15 % <sup>7)</sup>
Power factor $\lambda$	> 0.98 <sup>8)</sup>
ECG efficiency	82 % <sup>9)</sup>
Device power loss	3,5 W
Max. ECG no. on circuit breaker 10 A (B)	80
Max. ECG no. on circuit breaker 16 A (B)	130
Max. ECG no. on circuit breaker 25 A (B)	-
Surge capability (L/N-Ground)	2 kV
Surge capability (L-N)	1 kV
Power loss in stand-by mode	≤0.15 W
Flickering metric (Pst LM)	≤1

1) Partial load 1.5...10 W

2) Maximum 60 V

3) Permitted voltage range

4) ±3%

5)  $t_{width} = 100 \mu s$  (measured at 50 %  $I_{peak}$ )

6) Ripple average at 100 Hz %

7) At full load, 220...240 V, 50 Hz / At half load, 220...240 V, 50 Hz

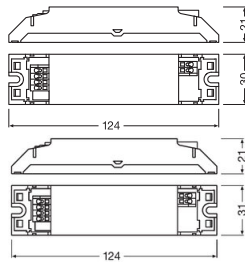
8) At Pmax, 220...240 V, 50 Hz / At 50% Pmax, 220...240 V, 50 Hz

9) Typical / At full load and 230 V

### Photometrical data

Flickering metric (Pst LM)	≤1
Stroboscope effect metric (SVM)	≤0.4

## Dimensions & Weight



Length	124.00 mm
Mounting hole spacing, length	115,0 mm
Width	31.00 mm
Height	21.00 mm
Cable cross-section, input side	0.2...1.5 mm <sup>2</sup> 1)
Cable cross-section, output side	0.2...1.5 mm <sup>2</sup> 1)
Wire preparation length, input side	8.0...9.1 mm
Wire preparation length, output side	8.0...9.1 mm
Product weight	58.00 g

1) Solid or flexible leads

## Colors & materials

Casing material	Plastic
Body material	Plastic

## Temperatures & operating conditions

Ambient temperature range	-20...+50 °C
Maximum temperature at tc test point	75 °C 1)
Max.housing temperature in case of fault	110 °C
Permitted rel. humidity during operation	5...85 % 2)

1) Maximum at the T<sub>c</sub>-point

2) Maximum 56 days/year at 85 %

## Lifespan

ECG lifetime	50000 h / 100000 h 1)
--------------	-----------------------

1) T<sub>c</sub> = 75°C, 0.2% / 1,000 h failure rate / T<sub>c</sub> = 65°C, 0.1% / 1,000 h failure rate

## Additional product data

Encapsulated	No
--------------	----

**Capabilities**

Dimmable	Yes
Dimming interface	DALI-2
Dimming range	1...100 % <sup>1)</sup>
Overheating protection	Automatic reversible
Overload protection	Automatic reversible
No-load proof	Yes
Short-circuit protection	Automatic reversible
Max. cable length to lamp/LED module	2,0 m
Suitable for fixtures with prot. class	I / II
Suitable for emergency lighting	Yes
Type of connection, output side	Push terminal

<sup>1)</sup> For maximum nominal output current

**Certificates & Standards**

Approval marks – approval	ENEC 10 / VDE / EMC / EL / CE / DALI-2 / CCC
Standards	Acc. to EN 61347-1 / Acc. to EN 61347-2-13 / Acc. to EN 55015 / Acc. to EN 61547 / Acc. to EN 61000-3-2 / Acc. to EN 62384 / Acc. to EN 62386 / Acc. to IEC 62386-101:Ed2 / Acc. to IEC 62386-102:Ed2 / Acc. to IEC 62386-207:Ed1
Protection class	II
Type of protection	IP20




**LOGISTICAL DATA**















Temperature range at storage	-40...+85 °C
------------------------------	--------------


**Energy labelling regulation data acc EU 2019/2015**

Networked standby power for CLS	≤0.15 W
---------------------------------	---------

**DOWNLOAD DATA**

Documents and certificates	Document name
 User instruction / safety instructions	OPTOTRONIC LED Power Supply
 User instruction / safety instructions	OPTOTRONIC LED Power Supply
 User instruction / safety instructions	16037478 OPTOTRONIC LED Power Supply

Documents and certificates		Document name
	Declarations of conformity	EU Declaration of Conformity 3758701
	Declarations of conformity	EU Declaration of Conformity 3365628
	Declarations of conformity	EATON(CEAG) Conformity declaration AM07730_OTi_DALI_10_220-240_700_NFC
	Declarations of conformity	INOTEC Conformity declaration AM07730 OTiD ALI 10 220-240 700 NFC
	Certificates	OTI DALI 10 NFC EATON AM29184 210720
	Certificates	VDE EMC Certificate 40044675 (EN)
	Certificates	VDE ENEC Certificate 40038447
	Certificates	730563_VDE Certificate
	Certificates	OTI DALI 10 NFC INOTEC AM29184 210720
	Certificates	OT EMC 40050085 200220
	Certificates	OTI DALI 10 NFC EATON AM29184 210720
	Certificates	OTI DALI 10 NFC INOTEC AM29184 210720
	Certificates	OT ENEC 40038447 161221
	Certificates	OT EMC 40044675 250621

CAD/BIM files		Document name
	CAD STEP 3D	OTI DALI 10 NFC STEP 140120

LOGISTICAL DATA

Product code	Packaging unit (Pieces/Unit)	Dimensions (length x width x height)	Gross weight	Volume
4062172143899	Unpacked 1		62.00 g	
4062172143905	Shipping box 20	165 mm x 258 mm x 71 mm	1416.00 g	3.02 dm <sup>3</sup>

The mentioned product code describes the smallest quantity unit which can be ordered. One shipping unit can contain one or more single products.

When placing an order, for the quantity please enter single or multiples of a shipping unit.

---

## DISCLAIMER

Subject to change without notice. Errors and omission excepted. Always make sure to use the most recent release.